

INSTALLATION MANUAL FOR TIMER





104591

CHARACTERISTICS

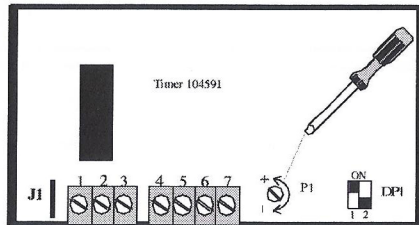
Tension : between 12 and 24 Vac /Vdc
Timing : from 1 second to 55 minutes

PROGRAMMING OF TIMING

1) Choose the set of timer on dipswitch DP1

DP1	Min	Max
ON  1 2	1 Sec	10 Sec
ON  1 2	4 Sec	50 Sec
ON  1 2	32 Sec	7 Min
ON  1 2	4 Min	55 Min

2) Rotate the potentiometer to find the correct time you need P1



CONNECTION OF TIMER

1) Connection of fail locked 1 A with power supply 21809

