

FIKE Addressable System CIE-A-200



The CIE-A-200 Addressable Fire Alarm Control Panel is a one loop panel capable of supporting up to 200 devices with a maximum loop length of 2km, the panel also provides two configurable monitored input circuits, 2 configurable monitored output circuits, 2 configurable + 1 fault relay and also a Peripheral bus circuit to add up to 8 repeater panels.

The system may be configured utilising 3 alarm stages with full 'Zone to Zone' Cause and Effect across all 32 panel zones with provision to include alarm confirmation and delay timers. An additional 32 output zones are also provided for more complex Cause and Effect programming.

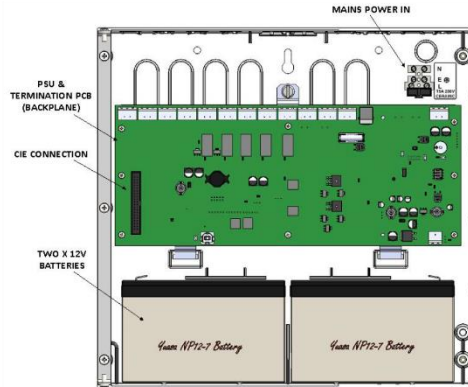
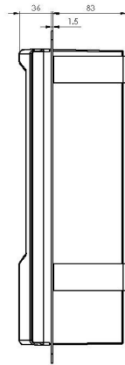
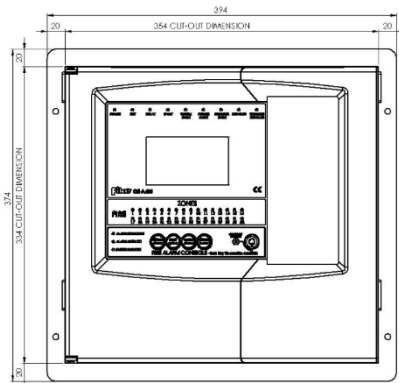
Features & Benefits

- Approved to EN54 Part 2 & 4
- 32 Supported Zones
- LCD Display
- 31 Character Device Labels
- Maximum 8 Repeater Panels
- 2000m Max Loop Length

Stock Code	Description
FDW520-0001	Addressable System
FDW23-0239	Recess Cradle
FDW20-0010	Repeater

FIKE Addressable System CIE-A-200

Technical Specifications	
Dimensions Panel (HxWxD)	333mm x 353mm x 117mm
Operating Temperature	+5°C to +40°C
IP Rating IP30 Mains Supply Input	230V AC Nominal
Standby Battery Requirement	2 x 7Ah 12V Sealed Lead Acid (2 x 12 Ah with extended battery box)
Max Conductor Resistance	24 Ohms
Loop Loading:	450 DLU (200 Devices Max)*
Loop Operating Voltage:	40V DC
Standby	24V DC
Event Log	1000 Events
Aux Power Output	30V DC 450mA
Inputs and Outputs	Inputs: 2 x Monitored Inputs (3k3 EOL, 680R Firing Resistor) Outputs: 3 x Volt Free Relay (30V DC @ 1A Max) Monitored Outputs 2 x (24V DC @ 500mA Max, 10k EOL) Each monitored output may be configured as a Conventional Sounder Circuit or a Remote Fire Circuit or as a Common Fault output



For further information contact:

Securefast plc
6, The Cedars Business Centre
Avon Road, Cannock
Staffordshire
WS11 1QJ



Call > +44 (0) 1704 502 801

Email > sales@securefast.co.uk

Visit > www.securefast.co.uk